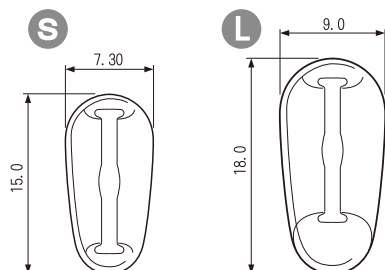


INSTRUCTION MANUAL FOR U&D NOSE PAD

THE FUNCTIONAL NOSE PAD FOR ANY FRAME DESIGN
ENHANCES THE LIFE OF YOUR EYEWEAR

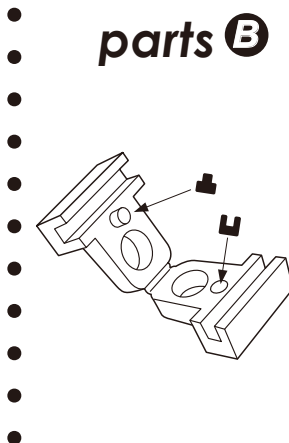
PAT.09228395

parts A

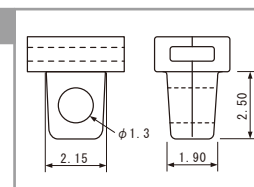


Top and bottom of this pad is not specified.
Use it at your disposal.

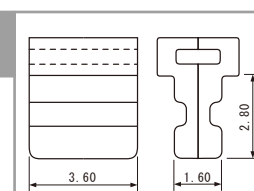
parts B



Box type



Click-in type



SET **B** PART ON BRIDGE OF **A** PART (SEE DOTTED CIRCLES IN FIG.1) AS SHOWN IN FIG.1.
DO NOT SLIDE THE PART AT THIS STAGE DUE TO A TEMPORARY SETTING.

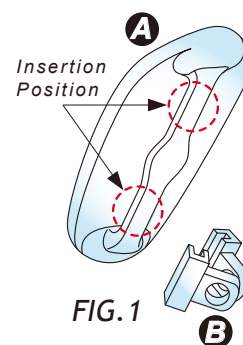


FIG.1



SET SLIDEABLE PART INTO BOX AS SHOWN IN FIG.2 AND TIGHTEN SCREW.
ADJUST NOSE PAD POSITION ACCORDINGLY.

NOTE : IN CASE OF LACK OF SMOOTHNESS WHEN SLIDING, A SLIGHT OILING IS EFFECTIVE.

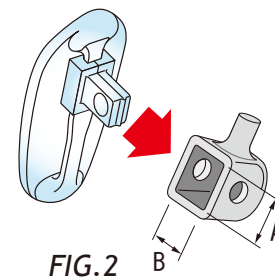


FIG.2



U&D NOSE PAD MAKES A VARIABLE POSITION OF UPPER, MIDDLE AND LOWER POSITIONS.
THIS NOSE PAD CAN BE USED FOR EITHER RIGHT OR LEFT SIDE OR UPSIDE DOWN.

NOTE : THE INSIDE DIMENSION OF THE BOX IN FIG.2 IS (A) 2.10~2.20mm
(B) 1.85~1.95mm

THE PAD IS ONLY APPLICABLE FOR THE EXCLUSIVE USAGE OF OUR SPECIAL BOX. OTHER BOXES MAY CAUSE INSUFFICIENT FUNCTIONS.

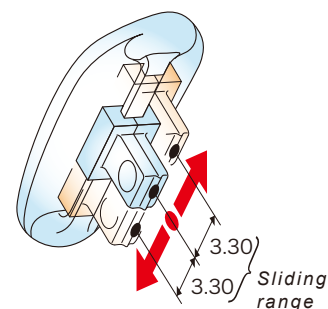


FIG.3

SUN-RAY CORPORATION

TOMTOM BLDG 5F 1-16-7, KITAHORIE, NISHIKU, OSAKA 550-0014, JAPAN
TEL (81) 6-6533-2300 FAX (81) 6-6533-2305 E-mail: noriko@sun-rayosa.co.jp